



Slot Cars Accessories

in 1/32 scale




Racing



Ever since its foundation in 1998, Slot.it has revolutionized the slot car racing world establishing itself as the reference (and the most copied) brand for upgrade parts and competition slot cars.

Performance Universal Spare Parts



The HRS chassis is a fully configurable, universal plastic chassis for slot cars. It comprises four main parts: main chassis, front chassis, motor mount, and body mounting means.

ADJUSTABLE WHEELBASE

The front chassis can be positioned freely within a wheelbase between 64 and 90 mm.

SELECTABLE FRONT AXLE POSITION

The front axle can be placed in one of two possible positions, one of which completely adjustable, making it easy to adjust the distance from the pickup.

FLEXIBLE ASSEMBLY SYSTEM

The chassis and the body can be joined with either four mounting posts and cups (HRS1 style), two three-posts sidebars, or, on some cars, where possible, with the car's own screw holes.



Anglewinder HRS2
Ready to run HRS2 chassis
OFFSET 1,0mm

CH32

↑ 19mm ↔ 64 - 90mm ↔ 55 - 63mm

1:32

Starter Kit



Sidewinder HRS2
Ready to run HRS2 chassis
OFFSET 0,5mm

CH31b

↑ 19mm ↔ 64 - 90mm ↔ 55 - 63mm

1:32



CH34b

Inline HRS2 Starter Kit chassis

1:32



CH33b

Sidewinder HRS2 Starter Kit chassis

1:32



CH37

Main Inline/ Sidewinder HRS2 chassis

1:32



CH38

Main Universal HRS2 chassis

1:32



CH35

Anglewinder HRS2 Starter Kit chassis

1:32



CH36

**Chassis-to-body HRS2
connecting cups and spare parts**




CH42
Clips chassis-to-body HRS2
connecting cups



CH20
HRS Body to chassis
adaptor cups (4X)



CH57b
Body-to-chassis HRS2 adapter



CH73
Clip Racing Pickup
Standard Slot.it LMP models



CH66
Clip Racing Pickup rev. B
Standard Slot.it models



CH26
Clip Racing Pickup
Old Slot.it models



CH17
Pickup Short Shaft



CH06
Pickup Long Shaft



CH10
Screw universal Pickup



CH07
Screw pickup for wood tracks



CH83
Screw Racing Pickup
LMP models



CH84
Screw LMP pickup
for wood tracks



CH85
Screw Racing Pickup
Standard models



SP29
LMP Copper braid - 8x



SP19
Copper braid - 1 m



SP18
Tin plated Copper braid - 1 m



Download
CH50 instructions from
www.slot.it



NEW

CH50
SCX digital adapter for HRS2 chassis



SP07
Spacers for Step3 Chassis



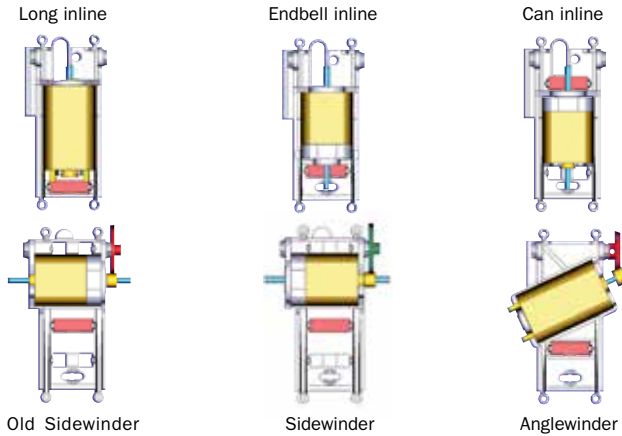
CH79
Chassis common parts

CH72
Plastic retainer nuts (6x)



Use with CH51 screws





Slot.it motor mounts can satisfy all tastes and needs: can inline, endbell inline, sidewinder, long inline, Anglewinder.

Further, for each type of mount, a wide variety of **'offsets'** can be chosen.

'Offset' is the vertical difference, in mm, between the positions of the rear axle and the motor shaft.

In the **'0.0'** versions the motor shaft and the rear axle lie on the same plane, whereas in the **'offset'** versions, unique to **Slot.it**, the rear axle is offset upwards, thus lowering the center of gravity of the car and increasing the magnetic traction which either the car magnet or the motor exert on the track.

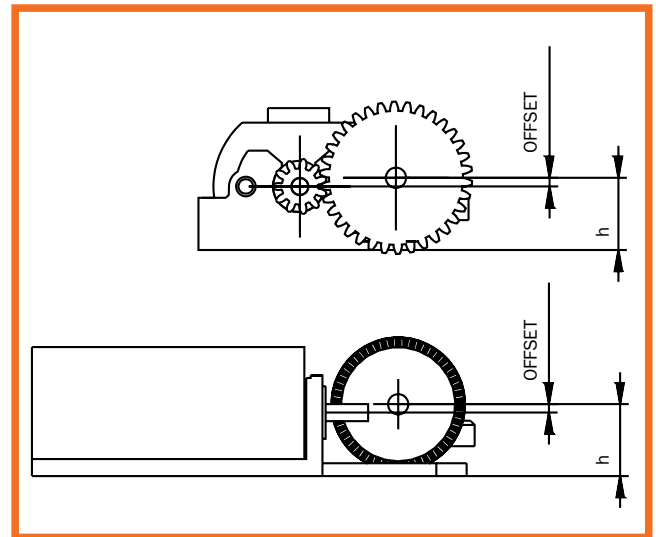
The offset distance can be 0.5 or 1.0mm in most cases.

In September 2011, for sidewinder motors, a new 0.75mm offset motor mount was launched.

Another advantage of the **'offset'** technology is that, when used jointly with wheels of 17mm of diameter, the wheels themselves stay higher in the bodywork, with a more realistic appearance.

Another unique feature of the **Slot.it** motor mount are the self-aligning gimbal bushings.

Traditional cylindrical bushings cannot compensate for chassis torsion and bad alignment; **Slot.it** spherical bushing self orient themselves to guarantee the minimum possible friction and can be made with optimal tolerances to eliminate excessive play.



OFFSET DESCRIPTION

OFFSET (mm)	h (mm)	ITEMS	
0.0	7.5	CH03b	CH61
		CH13b	CH76
		CH29	KK11
		CH48	
0.5	8.0	CH44b	CH67
		CH60	CH70
		CH60b	CH75
		CH62	KK13b
0.75	8.25	CH68	CH69
1.0	8.5	CH24b	CH74
		CH30	CH82
		CH49	KK10
		CH64	KK12b
		CH65	KK14b

Box Stock Slot.it models

Group C



CH70

Group C Slot.it models (2012 - 20xx)

OFFSET 0.5mm

GT



LMP



CH74

GT - LMP Slot.it models (2012 - 20xx)

OFFSET 1.0mm

Classic



CH62

Classic Slot.it models (2011 - 20xx)

OFFSET 0.5mm



Motor mounts OFFSET 0.0 mm



CH29

Anglewinder for Boxer / Flat-6 motor



CH03b

Sidewinder for V12 motor Ø 19 spur gear



CH61

Anglewinder for Boxer / Flat-6 motor

EV06



CH13b

Group C Slot.it models (2003 - 2012)

OFFSET 0.0mm



CH76

Anglewinder for Boxer / Flat-6 motor

EV06



CH48

Long inline for Boxer/Flat motor

Motor mounts OFFSET 1.0 mm



CH64
Sidewinder for V12 motor Ø 18 spur gear **OFFSET 1.0 mm**



CH65
Sidewinder for V12 motor Ø 18 spur gear **OFFSET 1.0mm**



CH49
Long inline for Boxer/Flat motor **OFFSET 1.0 mm**



CH30
Anglewinder for Boxer / Flat-6 motor **OFFSET 1.0 mm**

BOX STOCK SEE PAGE 14

CH62
Classic Slot.it models (2011 - 20xx) **OFFSET 0.5mm**



CH67
Sidewinder for V12 motor Ø 18 spur gear **OFFSET 0.5mm**

EV06

BOX STOCK SEE PAGE 14

CH70
Group C Slot.it models (2012 - 20xx)



CH69
Sidewinder for V12 motor Ø 18 spur gear **OFFSET 0.75mm**

EV06

Motor mounts OFFSET 1.0 mm



CH30

Anglewinder for Boxer / Flat-6 motor

OFFSET 1.0 mm



CH82

Anglewinder for Boxer / Flat-6 motor

OFFSET 1.0 mm

EV06

BOX STOCK SEE PAGE 14

CH74

GT - LMP Slot.it models (2012 - 20xx)

OFFSET 1.0mm



CH64

Sidewinder for V12 motor \varnothing 18 spur gear **OFFSET 1.0 mm**



CH65

Sidewinder for V12 motor \varnothing 18 spur gear **OFFSET 1.0mm**

EV06



CH49

Long inline for Boxer/Flat motor

OFFSET 1.0 mm



CH24b

GT Slot.it models (2004 - 2011)

OFFSET 1.0mm

Conversion Kit OFFSET 0.5 mm



KK11

Anglewinder Conversion Kit
Z30 AW Crowns + Z11 Ø 6,5mm Pinion



KK13b

Sidewinder Conversion Kit **OFFSET 0.5mm**
Z34 Ø 18 SW Crowns + Z11 Ø 6,5mm Pinion

Conversion Kit OFFSET 1.0 mm



KK12b

Sidewinder Offset Conversion Kit **OFFSET 1.0mm**
Z34 Ø18 SW Crowns + Z11 Ø 6,5mm Pinion



KK10

Anglewinder Conversion Kit **OFFSET 1.0mm**
Z30 AW Crowns + Z11 Ø 6,5mm Pinion



KK14b

Flat Anglewinder Offset Conversion Kit **OFFSET 1.0mm**
Z25 Ø15 AW plastic Crown + Z11 Ø 6,5mm Pinion

The **Slot.it** motors have three different shapes: traditional 'S' can, longer '**Boxer**' type, or Slot.it's own '**Flat-6**'.

'**Inline**' means the motor shaft is perpendicular to the rear axle.

An '**inline**' motor can be either '**endbell inline**' or '**can inline**' if the pinion is either mounted near the plastic endbell, or on the other end of the motor, the metal can.

'**Sidewinder**' means that the motor runs parallel to the rear axle, i.e. transversely, and the pinion side discriminates between a '**endbell sidewinder**' or a '**can sidewinder**' like it does for inline motors.



Inline



Sidewinder



Anglewinder




Inline Boxer

The **V12** motors features a double axle, which makes it a universal motor upgrade for cars of most makers, be it endbell or can inline or sidewinder of both types.

Further, a special 'RX' adapter is available, to upgrade cars with such a 'RX' motor to a V12 one.

The '**Boxer**' type motors are an ideal upgrade for the bigger motors found on some slot cars. They can also be used as inline or 'anglewinder'.

The **FLAT-6** is a revolutionary new concept in slot car racing motors. It is a custom-built Slot.it motor designed both to be compatible with the existing Boxer/NC type motor pods, and to take advantage of a lower center of gravity when used in the special Slot.it motor pods, due to its 'slim' form, that also make it possible using it in anglewinder configuration under streamlined LMP racers like Slot.it's **Audi R8C**, **Lola LM P** and **Audi R18 TDI**.



It comes with two magnet variants: standard, which is the strong magnet found in the V12/3 and Boxer/2, and Race 'R', with a custom built magnet to pack outstanding torque and braking in the motor's flat case.



Boxer
motor mount



Flat
motor mount



The **Boxer/2** is the most powerful Slot.it motor, used usually for 12h/24h races.



Closed can



Open can

MN08C
Boxer/2 21.500 rpm
340g*cm @12V

MN08H
Boxer/2 21.500 rpm
340g*cm @12V

MN11H-1
Flat-6R 22K 22.000 rpm
220g*cm @12V
High magnetic traction
Front shaft length 7,3mm



MN09CH
Flat-6 20K 20.500 rpm
200g*cm @12V
Double Side - open + closed

NO PINION



Closed can

MN09C
Flat-6 20K 20.500 rpm
200g*cm @12V



NO PINION

MN13CH
Flat-6S 22K 22.500 rpm
230g*cm @12V
Double Side - open + closed



European GR. C Championship 2013 Motor



NO PINION

MN14H
Flat-6RS 22K 25.000 rpm
240g*cm @12V - different opening case



GT Racing



21.500 rpm - 170g*cm @12V

MX06



MX: no pinion version

MS06



MS: 9 teeth pinion mounted on the endbell side of the shaft, usually for inline cars.

MF06



MF: 11 teeth pinion mounted on the endbell side of the shaft, for most sidewinder cars

MN06



MN: 9 teeth pinion mounted on the can side of the shaft, usually for inline cars.

MY06



MY: 11 teeth pinion mounted on the can side of the shaft, usually for sidewinder cars.

25.000 rpm - 180g*cm @12V

MX07



MS07



MF07



MN07



MY07



The V12/3 is the 'S' type motor family from slot.it <<http://slot.it>>. It provides superb torque, braking and power packaged in 'S' can motors that are also very easy to drive.

The V12 motor is an instant drop-in upgrade for most cars, thanks to its double shaft; several versions are available with the proper pinion mounted according to which car the upgrade is planned for, but any V12 motor can be changed into a different configuration just by changing pinion side and/or dimension: for example, a motor in a Scalextric configuration can be changed to an inline standard Slot.it just by changing the pinion side.

29.000 rpm - 160g*cm @12V

MX: no pinion version

MX10



MS10



MS: 9 teeth pinion mounted on the endbell side of the shaft, usually for inline cars.

MF10



MF: 11 teeth pinion mounted on the endbell side of the shaft, for most sidewinder cars

MN10



MN: 9 teeth pinion mounted on the can side of the shaft, usually for inline cars.

MY10



MY: 11 teeth pinion mounted on the case side, for sidewinder cars

19.500 rpm - 130g*cm @12V

MX12-1



NO PINION

SP08

Adaptor V12 to RX shape motor



Pinions



Ø 5,5 mm - Brass



PI08

Inline pinion 8 teeth



PI09

Inline pinion 9 teeth



PI10

Inline pinion 10 teeth



PI11

Inline pinion 11 teeth



PIMX

Inline mix pinion
8+9+10+11 teeth

Ø 5,5 mm - Internal Ø: 1,5mm



PI559o15

Pinion 9 tooth

PI5510o15

Pinion 10 tooth

Ø 6,5 mm - Brass



PS10

Sidewinder pinion 10 teeth



PS11

Sidewinder pinion 11 teeth



PS12

Sidewinder pinion 12 teeth



PS13

Sidewinder pinion 13 teeth



PSMX

Sidewinder mix pinion
10+11+12+13 teeth

Ø 6,5 mm - Ergal



PI6510e

Sidewinder pinion 10 teeth



PI6511e

Sidewinder pinion 11 teeth



PI6512e

Sidewinder pinion 12 teeth



PI6513e

Sidewinder pinion 13 teeth

**Possibly the best pinion in the world:
0.3 grams only, chemically hardened and Teflon coated**

Ø 6 mm - Brass



PI6010o

Pinion 10 teeth



PI6011o

Pinion 11 teeth

Ø 6,75 mm - Brass



PI6711o

Anglewinder pinion 11 teeth
for long hub crowns



PI6712o

Anglewinder pinion 12 teeth
for long hub crowns

The SLOT.IT extractor/press is made of:

Main body (1) entirely made with anodized aluminium alloy designed to work with any slot electrical motor, from the most common short case to the more sophisticated, double long transmission shaft 4WD motors.

The main face was laser marked with a millimetre scale to easily control the insertion of the pinion.

Counter bushing (6) made of brass which, before using the tool, must be screwed onto the lower inside part of the main body.

The bushing has two very important functions:

- to centre the double shaft motor perfectly by means of the axle housing hole.

- to keep all those motors that are not equipped with the double shaft centred and, at the same time, safeguard the inner bush of those 'long can' motors motor that do not have an axle stub protruding from the can.

Special steel extraction plate (5) that fits in the relevant housing in the main body to extract the pinions. Besides being very resistant, this plate has a very thin eyelet located between the motor and the pinion: only 0.7 mm. This allows to extract also the pinions located very close to the motor case without causing any damage to it.

Multifunction brass tool (2) which, depending on the operation to be performed, must be inserted in the main body with the plug (steel, interchangeable, Ø1.9mm in order not to damage the pinion hole) downwards, in case of the extractor, or the pinion housing downwards, in case of the press. The pinion housing for this element were designed to house pinions with a diameter ranging from 5.5mm to 7.5mm without damaging them.

The steel plug (3) is locked into the brass tool by means of an **M3 grub screw (4)**

Advancement screw (7) on whose upper part there is an **ergonomic plastic knob (8)**, while the lower part is suitable to couple perfectly with the tool bevel, reduce friction and allow the press to operate perpendicularly without clearance.



SP27

SP28



SP21

Professional Extractor Press



SP27

Extraction plate and counter bushing for SP20/SP21



SP28

Multifunction brass tool steel plug and M3 screw for SP21



SP31

Professional Mini Puller



Pull the pinion leaving motor and crown in place



SP30

Professional upgrade kit for extractor press SP20/SP21



Push the pinion leaving motor and crown in place



Sidewinder Spur Gears

Inline Crowns



GS1934
34 teeth
for sidewinder
Ergal - Ø19 mm



GS1936
36 teeth
for sidewinder
Ergal - Ø19 mm



GS1938
38 teeth
for sidewinder
Ergal - Ø19 mm



GS1831
31 teeth
Ergal
Ø18 mm



GS1832
32 teeth
Ergal
Ø18 mm



GS1832-PI
32 teeth
Aluminium + Plastic
Ø18 mm



GS1833
33 teeth
Ergal
Ø18 mm



GS1834
34 teeth
Ergal
Ø18 mm



GS1835
35 teeth
Ergal
Ø18 mm



GS1836
36 teeth
for sidewinder
Ergal - Ø18 mm



Hex screw M2



GS06
36 teeth
Ergal
Ø18 mm



GI23-bz | GI23-al
23 teeth crown
Bronze/
Alumin.+Teflon



GI24-bz | GI24-al
24 teeth crown
Bronze/
Alumin.+Teflon



GI25-bz | GI25-al
25 teeth crown
Bronze/
Alumin.+Teflon



GI26-bz | GI26-al
26 teeth crown
Bronze/
Alumin.+Teflon



GI27-bz | GI27-al
27 teeth crown
Bronze/
Alumin.+Teflon



GI28-bz | GI28-al
28 teeth crown
Bronze/
Alumin.+Teflon



GI29-bz | GI29-al
29 teeth crown
Bronze/
Alumin.+Teflon



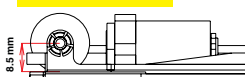
GI30-bz | GI30-al
30 teeth crown
Bronze/
Alumin.+Teflon



GO23-bz | GO23-al
GO24-bz | GO24-al
GO25-bz | GO25-al
GO26-bz | GO26-al
GO27-bz | GO27-al
GO28-bz | GO28-al
GO29-bz | GO29-al
GO30-bz | GO30-al

OFFSET crown
Bronze/
Alumin.+Teflon

**For OFFSET
motor mount
CH24b - CH49**



GI91
Set 24-26-27-28-30 teeth crown - Bronze insert

Anglewinder Gears



ERGAL ANGLEWINDER GEAR



GA1626e
26 teeth Ø 16mm
for anglewinder
Light Ergal



GA1627e
27 teeth Ø 16mm
for anglewinder
Light Ergal



GA1628e
28 teeth Ø 16mm
for anglewinder
Light Ergal



GA1629e
29 teeth Ø 16mm
for anglewinder
Light Ergal



GA1630e
30 teeth Ø 16mm
for anglewinder
Light Ergal



GA1631e
31 teeth Ø 16mm
for anglewinder
Light Ergal



PA57
Light Stopper for
anglewinder setup
Aluminium (2x)



PA25
Stopper for angle-
winder axles
Aluminium+teflon



GA1832e
32 teeth Ø 18mm
for anglewinder
Light Ergal



GA1833e
33 teeth Ø 18mm
for anglewinder
Light Ergal



GA1834e
34 teeth Ø 18mm
for anglewinder
Light Ergal



GA1835e
35 teeth Ø 18mm
for anglewinder
Light Ergal



GA34
34 teeth Ø 18mm
for anglewinder
Ergal



GA36
36 teeth Ø 18mm
for anglewinder
Ergal

FLAT ANGLEWINDER GEAR LONG HUB



GA24LH
24 teeth gear



GA26LH
26 teeth gear

Ø 15mm PLASTIC ANGLEWINDER GEAR



GA1524-PI
24 teeth for Flat Anglewinder
Aluminium + Plastic



GA1525-PI
25 teeth for Flat Anglewinder
Aluminium + Plastic



GA1526-PI
26 teeth for Flat Anglewinder
Aluminium + Plastic

NEW

Wherever a **Boxer** can be mounted as anglewinder, a **Flat-6** can be used as well.

So: all group C cars and all GTs (not LMP) can be used as anglewinder with both the Boxer or the Flat-6. The LMPs (**Audi R8C**, **Lola LMP** and **Audi R18**) can be used as anglewinder with a Flat-6 motor only (this applies to Scaleauto Radical and Scaleauto Toyota GT1 as well).


To fit an anglewinder plastic crown on a **Audi R8C LMP** use either a 6.5mm pinion with a 15mm diameter crown (**GA1524/25/26pl**) with 1mm spacer or a 6.0mm pinion with a 16mm crown (**GA1627/28/29pl**) and a 0.75mm spacer.

In the **Lola LMP** and **Audi R18**, a 6.5mm pinion can be used with 16mm plastic crowns as well, and 0.1mm, or no spacer at all.

26 - 27 - 28 - 29 - 30



31 - 32 - 33 - 34 - 35 - 36



Hex screw M2

NEW

KK04

Kit sidewinder
Z36 Ø19 crown
Large hubs

NEW

KK02

Kit sidewinder
Z36 Ø19 crown
Small hubs

NEW

KK05

Kit sidewinder
Z34 Ø18 crown
Small hubs

KK09b

Kit anglewinder
Z32 crown + pinion
Large hubs
Ninco

Steel ProAxle turned ground, polished- 2.38 mm (3/32")

PA01-45 45 mm **PA01-51** 51 mm
PA01-48 48 mm **PA01-54** 54 mm

Steel ProAxle turned ground, polished- 2.38 mm (3/32")

PA01-51H 51 mm **PA01-54H** 54 mm

Steel ProAxle turned ground, polished- 2.38 mm (3/32") for sidewinder

PA01-48R 48 mm **PA01-54R** 54 mm
PA01-51R 51 mm

PA39

Independent front wheels axle

SP04

Motor cable brass eyelets and for independent front wheels axle (x10)

NEW

KK15

Kit sidewinder
Z36 Ø19 crown
Short hubs

KK01

Kit inline Z28 crown - Small hubs

KK07

Kit inline Z28 crown - Large hubs - Scalextric

KK08

Kit inline Z27 crown - Plastic small hubs

KK06


Kit inline Z24 crown F1 hubs

KK03

Kit inline
Z26 crown
+ pinion
Large hubs
For old Carrera



Reduced center diameter





Ø 14,3x8 mm



PA33-Als
Short hub light wheels
Aluminium 1.2g - (2x)



PA33-PI
Short hub light wheels Plastic
0.57g + Plastic inserts - (4x)

Ø 14,4x11,5 mm



PA20-Als
F1 hubs + Plastic inserts
BBS type
Aluminium 1.5g - (2x)




PA20-Mg
F1 hubs - Magnesium 1.0g - (2x)

Ø 15,3x8,2 mm



PA17-PI
Hubs + Plastic inserts
OZ type
Plastic grey - (4x)



Ø 15,8x8,2 mm



PA17-Al
Hubs + Plastic inserts OZ type
Aluminium 1.4g - (2x)



PA17-Mg
Short hub light wheels
Magnesium 0.9g - (2x)



PA24-Als
Short hub light wheels + Plastic inserts OZ type
Aluminium 1.4g - (2x)



PA24-Mg
Short hub light wheels
Magnesium 0.8g - (2x)



PA24-Alf
Short hub light wheels
double shoulder
Aluminium 1,2g (2x)



PA24-Alh
Short hub light wheels
double shoulder holed channel
Aluminium 1,1g (2x)



WH1183-Mg
Short hub light wheels
Magnesium 0,8g (2x)



WH1210-PI
Short hub light plastic wheels
- 0,85g (4x)

Ø 15,8x10 mm



PA49-Alf

Short hub light wheels
double shoulder
Aluminium 1,3g (2x)



PA49-Alh

Short hub light wheels
double shoulder holed channel
Aluminium 1,2g (2x)

Ø 17,3x8,2 mm



PA18-Als

Hubs + Plastic inserts BBS type
Aluminium 1,6g - (2x)

Ø 17,3x9,75 mm



PA62-AI

Short hub light wheels
Aluminium 1,6g - (2x)



WH1184-Mg

Short hub light wheels
Magnesium 0,9g (2x)

Ø 16,5x8,2 mm



PA43-Als

Short hub light wheels + Plastic
inserts OZ type - Alu. 1.5g - (2x)



PA43-Mg

Short hub light wheels
Magnesium 0,8g - (2x)

PA18-Mg

Short hub light wheels
Magnesium 0,9g - (2x)

Ø 17,3x10 mm



PA19-Als

Hubs + Plastic inserts BBS type
Aluminium 1,7g - (2x)



PA43-PI

Hubs + Plastic inserts OZ type
Plastic grey - (4x)



WH1185-Mg

Short hub light wheels
Magnesium 0,85g - (2x)

PA18-PI

Hubs + Plastic inserts BBS type
Plastic black - (4x)



PA19-Mg

Short hub light wheels
Magnesium 1,05g - (2x)

Ø 16,5x10 mm

WH1186-Mg

Short hub light wheels
Magnesium 0,9g - (2x)



PA38-Als

Short hub light wheels +
Plastic inserts BBS type
Aluminium 1,6g - (2x)



PA19-PI

Short hub light plastic wheels
+ plastic inserts 0,85g - (2x)

HUBS FOR SPONGE TIRES



WH1211-AI
Double side wheels
for sponge tires - (2x)
13,6x9,5 equivalent Ø15,8mm



WH1190-AI
Double side wheels
for sponge tires - (2x)
14,2x9,5 equivalent Ø16,5mm



WH1212-AI
Double side wheels
for sponge tires - (2x)
15x9,5 equivalent Ø17,3mm



Compatible with Slot.it wheel inserts



PLASTIC INSERTS



PA09b Black



PA09s Silver



PA09g Gold

Wheel inserts for hubs Ø17,3 - BBS type - (4x)

PLASTIC INSERTS



PA60
Wheel inserts BBS type for
hubs Ø17,3 PA18/19/38 - (4x)
Porsche 911 GT1 type



PA61
Wheel inserts OZ type for hubs
Ø17,3 PA18/19/38 - (2+2)
Audi R18 TDI type



PA36
Plastic inserts for hubs Ø17,3
OZ type Black - (4x)



PA42
Plastic inserts for hubs Ø17,3
Ferrari F40 type Silver - (4x)



PA56
Wheel inserts BBS type for
hubs Ø17,3 PA18/19/38 - (4x)



PA46
Wheel inserts for hubs Ø15,8
for PA17/24 - (4+4x)
Ford GT40 type



PA44
Plastic inserts for hubs Ø15,8
Mazda 787B type - (2+2x)



PA30
Plastic inserts for hubs Ø15,8
Sauber C9 type black (4x)



PA16
Plastic inserts for hubs Ø15,8
OZ type - (4x)

Pictures may show fully assembled wheels, but inserts are sold separately

PLASTIC INSERTS



PA55

Wheel inserts BBS 80's type for hubs PA17/24 (4x) - PA43 (2x)



PA53

Wheel inserts Lancia LC2-85 type for hubs PA17/24 (4x) - PA43 (2x)



PA41

Plastic inserts Alfa Romeo (2x for hubs Ø15,8) Silver (2x for hubs Ø14,3) Silver



PA48

Wheel inserts Toyota 88C type for PA17/24 - (4x) Ø15,8 for PA43 - (2x) Ø16,5



PA35

Plastic inserts Ferrari 312 PB (2x for hubs Ø15,8) Gold (2x for hubs Ø14,3) Gold



PA45

Plastic inserts for hubs Ø15,8 Chaparral 2E (4x) Silver



PA31

Plastic inserts for hubs Ø15,8 Jaguar XJR type Black - (4x)



PA34

Plastic inserts for hubs Ø15,8 Lancia LC2 type Black - (4x)



Wheel inserts for hubs Ø14,4 BBS type - (4x)

PA13b Black **PA13s** Silver **PA13g** Gold



Wheel inserts for hubs Ø15,8 BBS type - (4x)

PA03b Black **PA03s** Silver **PA03g** Gold

Slot.it provides a comprehensive range of tires for the racer and the scale modeler alike.

There's a high performance compound for every track surface, and a wide variety of sizes to choose from.

The latest addition are the high performance rubber N22 and the new sponge tires (SP30 compound).

Whenever possible, the sidewall is engraved with a reference number to help tire identification.



Low profile front tire

High grip rear tire



Sponge tire

Realistic threaded rear tire



Engraved sidewall



Classic cars replacement tires

TYRE SELECTION TABLE

Compound	Track Type
C1	Ninco - Scalextric
P2 - P3	Non abrasive (smooth plastic, smooth wood)
P4 - P5 - E1 - C1	Ninco
P6	Scalextric Sport - Carrera - Wood
S1 - S2	Non abrasive and clean
Z0 - Z1	Front wheels only
F15 - F22 - F30 - N22 - SP30	Any

Carrera, Ninco, Scalextric trademarks belong to their respective owners.

Wheels and Tyres cross-reference for Slot.it parts

How to use the cross-reference table:

- 1: if you know the code for the tyre: locate the code in the bottom half of table B, then read the mould code at the top of the same column if you don't, search for a small number engraved on the side wall of the tyre - that's the mould code (old tyres don't have it)
- 2: if you know the code for the wheel find, the its reference letter (A through G) on table A
- 3: 3 - Cross the reference letter and the tyre mould code to find out the cross-compatibility between your tyre and wheels, and the resulting diameter

Example: you have a PA38 wheel, and a PT19 tyre:

1st step Table B: search PT19: see that it comes from mould 1096

2nd step Table A: search PA38: see that it belongs to the 'F' family of wheels

3rd step Table B: crossing 'F' with '1096': resulting diameter is 18.1mm.

Width according to tyre size

all dimensions are in mm

	14.3*8.0	14.4*11.5	15.8*8.2	15.8*10	16.5*8.2	17.3*8.2	17.3*10
PA33	A						
PA20		B					
PA17, PA24, PA49 WH1183, WH1184 WH1210			C				
PA43, WH1185 WH1186				E			
PA19, PA62						G	
PA18, PA38					F		
PA49				D			

Tyres used on box stock cars	
1027C1	Front Gt and Gr.C. C1 tyre never sold as spare, replaced by PT34 (GT) and 1159C1 (GrC)
PT17	Rear Gr.C and Classic box stock. Replaced by PT1167S2
PT18	Rear GT box stock. Now replaced by PT1152C1
PT20	312PB and Alfa33 front, box stock
PT32	Front and rear threaded, Classic tyres (Chaparral, GT40,...). Code change to PT2120C1
PT33	Same mould as PT17, but in C1 compound
PT34	GT front. Now replaced by PT1159C1
PT35	Rear Gr.C and Classic (slick) box stock. Replaced by PT1167C1
PT1152C1	Rear LMP box stock. Also used temporarily on Gr.C with 16.5mm wheels
PT1159C1	Front GT, Gr.C and LMP
PT1167C1	Rear Gr.C for and GT
PT2120C1	Composite pack, two 1.121(front classic threaded), two 1120 (rear classic threaded)

REFERENCE BY MOULD CODE/TYRE CODE

mould code	1027	1042	1045	1046	1067	1068	1088	1096	1120	1121	1140	1152	1159	1167	1170	1171	1172	
tyre width	10,0	11,2	10,5	10,0	10,0	12,4	8,0	8,0	10,5	10,0	9,5	10,5	9,5	10,0	9,5	10,0	11,3	
A	-	-	-	-	-	-	17,0	15,1	-	-	-	-	-	-	17,1	-	-	
B	-	-	-	-	-	20,8	-	-	-	-	-	-	-	-	-	-	-	
C	19,0	19,7	19,7	18,8	-	17,0	-	18,4	16,7	19,9	19,4	20,1	19,0	18,3	19,1	18,5	19,7	
D	19,0	x	x	x	-	-	-	-	-	19,9	19,4	x	19,0	-	-	19,7	19,9	
E	19,6	20,3	20,2	19,4	-	17,6	-	19,0	17,3	20,5	20,0	20,6	19,6	18,9	19,6	19,1	20,3	
F	20,2	21,0	20,8	20,1	20,2	18,3	-	19,7	18,1	21,2	20,7	21,3	20,3	19,4	20,3	19,8	21,0	
G	20,2	21,0	20,8	20,1	20,2	18,3	-	19,7	18,1	21,2	20,7	21,3	20,3	19,4	20,3	19,8	21,0	
PT04 PT05 PT06 PT07 PT08 PT09 PT10 PT11 PT12 PT22 PT21 PT24	PT01 PT02 PT03 PT04 PT05 PT06 PT07 PT08 PT09 PT10 PT11 PT12 PT22 PT21 PT24	PT33 PT17	PT34	PT18	PT15	PT14 PT16 PT23 PT29	PT20	PT19 PT9670E1	PT19 PT2120C1	PT32 front PT2120C1	PT35	PT152C1	PT1159C1	PT1167C1 PT1167S2	PT1170E1 PT9670E1	PT16 PT28 PT1172M2	PT30 PT31 PT1172M2	

REFERENCE BY COMPOUND

P1	P2	P3	P4	P5	P6	Z0	Z1	F15	F22	F30	C1	E1	S1	S2	N22
PT01 PT04	PT02 PT06	PT09 PT10 PT13	PT11 PT12 PT14	PT21 PT22 PT23	PT24 PT25	PT07 PT15	PT19	PT26 PT30	PT27 PT29 PT31	PT28	PT23 PT32 PT34 PT35 PT2120C1 PT1159C1 PT1159C1 PT1167C1	PT170E1 PT9670E1	PT03 PT06 PT16	PT17 PT18 PT1167S2	PT1172M2 PT1172M2

- discontinued



PA02
Bronze bushings - (2x)

PA32
Aluminium bushings
Aluminium+Teflon - (2x)

PA12
Brass bushings
old Carrera - (2x)



PA11
Bronze bushings for Proslot - (2x)



PA27
Bronze bushings
Double side - (4x)



CH56
Brass bushings HRS chassis
Standard Slot.it models - (6x)



CH87
Bronze spherical bushings
(6x)

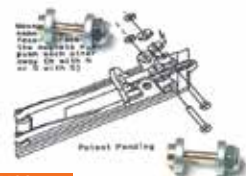


CH77
Aluminium End of Run Nuts
(4x)



PA26
Machined pulley
Plastic CNC - (2x)

PA28
Machined pulley
Aluminium - (2x)



CH09
Magnetic suspension kit



CH47b
Universal spring suspension kit



SP17
Nickel plated brass eyelets
(x10)



SP22
Silicon cables high flexibility (1m)



CN01
Neodymium Super Magnet
for Scalextric - 25x8x2mm



CN02
Neodymium Progressive
Super Magnet for Scalextric
25x8x2,3mm



CN06
HRS chassis Neodymium Magnet



CN07
HRS chassis Race Magnet



CN08
Neodymium Magnet for magnetic
suspension kit - Ø 4x1mm (8x)



CN10
Neodymium Magnet for magnetic
suspension kit - Ø 6x1.4mm (8x)



CN09
Neodymium Magnet for magnetic
suspension kit - Ø 4x1.5mm (8x)



SP23
Tungsten ballast
motor mount
shape 2,5g



SP25
Tungsten ballast,
putty, 10g



SP24
Tungsten ballast
cylinder 6,3x1mm
0,6g

SPRINGS FOR CH47B SUSPENSION (x8)



CH55A
Soft springs



CH55B
Medium springs



CH55C
Hard springs



PA58
Hexagonal Screws M2 x 2mm
(x10)



PA40
Hexagonal Screws M2 x 3mm
(x10)



PA37
Hexagonal Screws M2 x 6mm
(x10) for front axle setup



PA50
Hexagonal Screws M2 x 8mm
(x10) for front axle setup



PA54
Hexagonal Screws M2 x 10mm
(x10) for front axle setup



PA06
Hexagonal wrench M2
0,95 mm



PA22
Hexagonal screwdriver M2
0,95 mm




PA23
Fixed Torque Key hexagonal
M2 0,95 mm - Dynamometric

PA51
Set of spacers for hubs
1mm (x10)



PA52
Set of spacers for hubs
0,75mm



PA47
Set of spacers for hubs and
bushings - 0,1 / 0,25mm thick



CH54b
Metric screws 2.2x5.3mm
chamfered large head (10x)



CH59
Metric screws for suspensions
L9mm + L13mm (2+2)
chamfered large head



CH51
Metric screws 2.2x8mm
Small head (10x). Use for body
or in conjunction with CH72



CH52
Metric screws 2.2x8mm
Big head (10x)



CH53
Metric screws 2.2x5.3mm
Small head (10x)



CH54
Metric screws 2.2x5.3mm
Big head (10x)



CH28
Set of screws for Cars
(8 short - 4 long)






CH08
Set of screws for HRS chassis






CH41
Replacement Motor Fixing
Metric screws (10x)



CH39
Set of screws for
HRS2 chassis

Model / Serie	Chassis	Crashproof
		
Audi R8C	CA01	CS01T-2 CS01P
Porsche 956 C LH	CA02	CS02T-60 CS02P - CS02P/2
Porsche 962 C LH	CA03	CS03T-60 CS02P - CS02P/2
Nissan R390 GT1	CA04/05	CS14T-60 CS04P
Sauber C9 Mercedes	CA06	CS05T-60 CS05P/2
Jaguar XJR6 / 9	CA07	CS13T-60 CS07P
Lancia LC2-84	CA08	CS21T-60 CS08P
Porsche 956 KH	CA09	CS09T-60 CS02P
McLaren F1 GTR	CA10	CS10T-60 CS10P - CS10P/2
Alfa Romeo T33/3	CA11	CS11T-60 CS11P
Audi R8C Reloaded	CA12	CS12T-60 CS12P
Jaguar XJR12	CA13	CS13T-60 CS07P
Nissan R390 GT1 LT	CA14	CS14T-60 CS04P
Mazda 787B	CA15	CS15T-60 CS15P
Chaparral 2E	CA16	CS16T-60 CS16P/2 - CH71
Porsche 962C KH	CA17	CS03T-60 CS02P - CS02P/2
Ford GT40	CA18	CS18T-60 CS18P
Toyota 88C	CA19	CS19T-60 CS19P
Ford MK II	CA20	CS18T-60 CS18P
Lancia LC2-85	CA21	CS21T-60 CS21P
Lola B09/60	CA22	CS22T-60 CS22P
Porsche 911 GT1 EV098	CA23	CS23T-60 CS23P
Audi R18 TDI	CA24	CS24T-60 CS24P
Porsche 962 IMSA	CA25	CS25T-60 CS02P - CS02P/2
McLaren M8D	CA26	CS26T-60 CS26P
Ferrari 312PB	KF01	KS01T KS01P
Ferrari F40	KF02	KS02T KS02P

Transparent parts	Lexan cockpit	White kit	Body kit
			
CS02V	CS02il		CS02b
CS02V	CS02il		CS03b
CS04V	CS04il	CA14z	CS14b
CS05V	CS05il	CA06z	CS05b
CS07V	CS07il		CS07b
CS08V	CS08il	CA08z	CS08b
CS02V	CS02il		CS09b
CS10V	CS10il		CS10b
CS11V			CS11b1
CS12V	CS12il		CS12b
CS07V	CS07il		CS13b
CS04V	CS04il	CA14z	CS14b
CS15V	CS15il		CS15b
CS16V			CS16b
CS02V	CS02il		CS17b
CS18V	CS18il		CS18b
CS19V	CS19il	CA19z	CS19b
CS18V		CA20z	CS20b
CS21V	CS08il	CA21z	CS21b
CS22V	CS22il	CA22z1	CS22b1/b2/Lb
CS23V	CS23il	CA23z	CS23b
CS24V	CS02il	CA24z1	CS24b1/b2/La
CS02V		CA25z	CS25b
CS26V		CA26z	CS26b
KS01V			KS01b
KS02V	KS02il		KS02b

SP09
Trasparent box



TM01
Pitlane Girls



Body Kit





SP11
Lighting Kit - 2 white front + 2 rear red lights module



SP16b
Universal Lighting Kit for Analogic and SSD Slot.it cars



SP06
Lighting Kit with brake - SP06 = SP10+SP11



SP26
Switch and mixed electronic parts for lighting Kits - SP06 and SP16



SP10
Lighting Kit - Base module

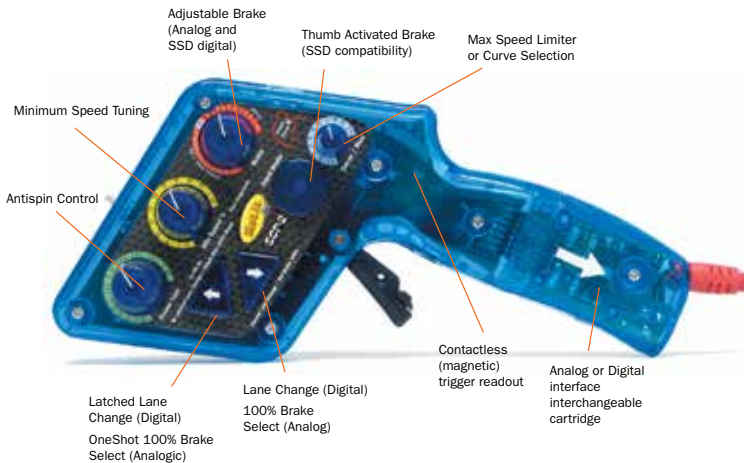
SP15
Universal Hornby SSD upgrade

SP32
Spare IR LED on wires for O2 and SSD chips

SP33
Spare Hall sensor for O2 chips



Electronic Controller



● Telemetry Data Interface (*)

● Ghost Car Motor Test Mode

SCP201a

SCP2 Electronic Controller Analog

CARTRIDGES / CONTROLLER COMPATIBILITY FOR SCP-1					
Analog					
	Ninco	SCX (old connector)	SCX (jack connector)	Carrera	Scalextric
SCP01b Cartridge					
SCP01g Cartridge					
SCP01a Controller Analog Common Ground	S	S	S	S	X
SCP01c Cartridge					
SCP01i Controller Analog Common Positive	V	S	X	S	V
Digital					
	Ninco	SCX	Carrera	Scalextric	
SCP01e Digital Cartridge					
SCP01d Digital Controller	V	V	V	V	X*
SCP01e-3v3 Digital Cartridge					
SCP01d-3v3 Digital Controller	X	V	X	V*	

- V** = Box-stock compatible. No wiring necessary
- S** = Compatible but requires soldering of different connector
- X** = Not compatible
- X*** = For all system except Hornby C7042
- V*** = Compatible ONLY with Hornby C7042

Common Ground = Positive Wiring
Common Positive = Negative Wiring

Carrera, Ninco, SCX, Scalextric trademarks belong to their respective owners.



SCP201d

SCP2 Universal Digital Controller
 (all system EXCEPT Hornby C7042)



SCP201i

SCP2 Controller analog
 Homeset version (Hornby - Ninco)



SCP201h

SCP2 Digital Controller
 xOigen cartridge



SCP201m

SCP2 Digital Controller
 xOigen cartridge - Live Timing Box



SCP201f

SCP2 Controller without Cartridge



SCP201fg

SCP2 Electronic Controller Analog
 with Common Ground High Current Cartridge



SCP01b

Analog Common Ground
 (Positive Wiring) Cartridge



SCP201g

SCP2 Analog Common Ground
 (Positive Wiring)
 High Current Cartridge
 20A cont. - 40A peak



SCP01c

Analog Common Positive
 (Negative Wiring) Cartridge



SCP01e

Digital Cartridge - (all system EXCEPT Hornby C7042)



SCP01e-3v3

Digital Cartridge - (ONLY Hornby C7042 / SCX Digital)



SCP04a

SCP1 Complete Trigger Set



SCP204a

SCP2 Complete Trigger Set

SCP04e

Replacement silicon cable



SCP02a

Complete Red Shell



SCP03a

Spare Red plastic parts



SCP02b

Complete Blue Shell



SCP03b

Spare Blue plastic parts



SCP02c

Complete Yellow Shell



SCP03c

Spare Yellow plastic parts



SCP04c

Replacement fuses for SCP-1
3. 15A - fast (5x)



SCP04d

Replacement retriggerable
fuse for SCP-1 - 1,35A (x1)



Live Timing System

Supported by PC Lap Counter
Directly compatible with oXigen



Live Timing Box is an innovative timing system that allows to:

- reproduce via audio the lap times recorded by the pilot, in a language to be chosen among many;
- store in the device "Device's internal memory the times heard on earphones, sector times and, in case, the telemetry data of the SCP controller of Slot.it to which it is connected;
- listen to your favourite music while driving, by connecting the **Live Timing Box** to a MP3 player through a normal audio cable not included in the package;
- download the stored data that can be looked up by the user from a PC by means of a special program downloadable for free (we're generous, aren't we?) at www.slot.it (Live Timing Box PC Interface);
- updated the system software, with the opportunity to add new specifications to the **Live Timing Box** in the future without any additional charge;
- delete stored data (good idea);
- remember the status of data storage button and mute button so that it is not necessary to repeat the setup carried out before the supply was cut off.
- work as a complete Race Management System when used in conjunction with appropriate RMS software (e.g. PCLapCounter).

Moreover, **Live Timing Box** is a versatile system, since its functioning requires only the presence of the **Track Interface** and is **totally independent of the kind of controller employed**.

The presence of the **Track Interface** is necessary since the latter has the job of interfacing the **Live Timing Box** with the track by collecting the signals coming from the sensors on the circuit (DS bridge, dead strips, Winchono,...) and sending them after suitable elaboration to the **Live Timing Box** itself.

For further information concerning the Track Interface system, see the relative manual.

FOR ANY TYPE
OF CONTROLLER



TS01a

Live Timing Box



TS02a

Track Interface



TS02b

Track to Telemetry cable



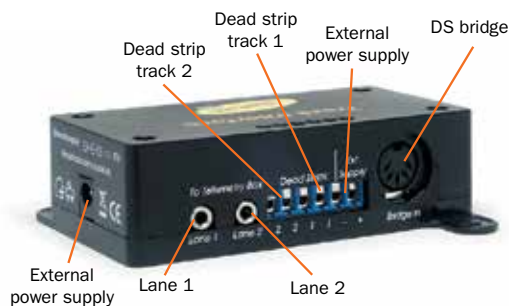

TS03a

Sector Time Expansion cable



Live Timing Box PC Interface Software.

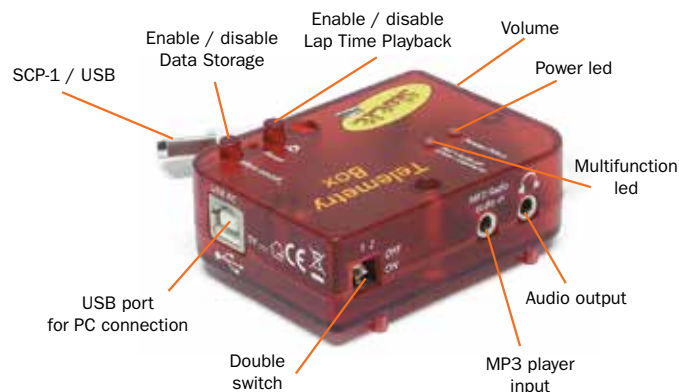
Track Interface



The **Track Interface** is a system having the job to interface the **Live Timing Box** to the sensors (DS bridge, dead strips...) which are on the track. In particular, it elaborates the signals given by the sensors so that they can be read by the **Live Timing Box**, allowing the latter to carry out the expected functions, such as: lap time playback and time and telemetry data storage.

Each **Track Interface** is able to manage the signals coming from two lanes, up to a maximum of two sensors per lane (e.g. a dead strip and a DS bridge), allowing the user to choose the lap counter sensor and the sector time sensor.

Live Timing Box



For further information concerning the **Track Interface** system, see the relative manual.



Slot racing digital system Compatible with existing analog tracks 2.4GHz Wireless. 20 cars per track, up to 4 tracks Open interface

oXigen digital systems bridge the gap between analog and digital racing.

Designed, developed, supported by Slot.it, the reference company for Slot Car Racing, **oXigen** turns quickly digital racing into reality without losing compatibility with traditional analog racing on the same track.

Cars are controlled by radio and take their power from the track.

This creates a clean communication between the car and its controller, and at the same time poses no restriction on the track power. Lane changing is based on the robust and well tested SSD LED protocol developed by Hornby (used under licence).

oXigen accessories like lane changers actually work very well with SSD cars.


Specific modules can turn lane changers from Ninco and Carrera into **oXigen** or SSD lane changers, at small cost.



Type A



Type B



Lane Change

- O₂ track pieces for Scalextric track
- O₂ LC parts can be used inside Scalextric SSD systems (under licence from Hornby)
- Upgrade electronics for Ninco and Carrera lane changers


More oXigen

- A whole new dimension for club slot car racing
- Maintain your existing investment AND analog racing
- Easy setup
- Developed and supported by Slot.it
- Compatible with SCP-1
- Open PC protocol for third party software
- Supported by PCLapCounter
- Available NOW!



Oxygen software.

*Requires USB/RF dongle.



O201a
oXigen chip In-car controller (type A)



O201b
oXigen chip In-car controller (type B)



O203a
oXigen Lane changer driver for Ninco/Carrera



O202a
oXigen Radio cartridge



O205a
oXigen Battery holder



O204a
oXigen Dongle

Available during
2013

SCP2011L
Electronic Universal SCP Radio Interface

OXIGEN

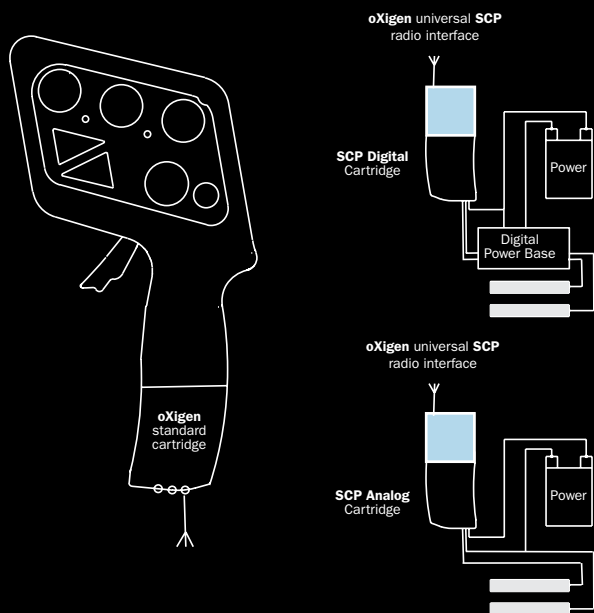
SLOT.IT DIGITAL

Universal SCP radio interface

Turn your SCP into a wireless controller for any system

Slot.it introduces a revolutionary **oXigen** addition to the **SCP** controller: the universal 2.4GHz radio interface for **SCP** cartridges. This pocket size receiver plugs right into any **SCP** cartridge, regardless of polarity and type (works for analog and digital).

It connects by 2.4GHz radio link to the **oXigen** cartridge which is plugged into the controller, and transmits in real time the power, brake and any other commands (lane change, lights, etc) coming from the controller to the cartridge, thus creating a wireless, remote control **SCP** for all the **SCP** supported systems: analog (common ground or common positive), and digital (Hornby, Carrera, Ninco, SCX).



...and of course it is the same **oXigen** cartridge which is used inside an **oXigen** system as well.

Merchandising



Polo m

Slot.it Polo - Shirt for Man

S / M / L / XL / XXL



Polo w

Slot.it Polo - Shirt for Woman

S / M / L





ITALY

Model Assistance srl
Via Guadiana 24
42124 Reggio Emilia
Tel +39 0522 942873
Fax +39 0522 942874
info@modelassistance.it
info@radiokontrol.it
www.radiokontrol.it

AUSTRALIA

Armchair Racer
1/18-20 Hotham Parade
Artarmon NSW 2064 Australia
Tel +61 2 9906-5566
Fax +61 2 9906-2200
cathy@armchairracer.com.au
www.armchairracer.com.au

BENELUX

Q.U.I.C.K.
Victoria Regjastraat 32
1338 ZA - Almere
Nederland
Tel +31 365370956
Fax +31 365328801
fred.quick@tip.nl
www.quickholland.com

BRAZIL

B52 Autorama
Pca. Floresta, 310 ap 06
Santo André
São Paulo 09050-090
Brazil
b52grp7@gmail.com

CZECH REPUBLIC - SLOVAKIA

Jana Zednickova
Chrastany 5 Podsedice
411 15 Trebivice
Czech Republic
Tel +420 475 205 600
info@autodrahy.info
www.autodrahy.info

FRANCE

Fair International
23 avenue Jules Vedrine
44300 NANTES
Tel +33 962 363409
Mob +33 613 501077
Fax +33 240 592815
fairslot@wanadoo.fr

GERMANY - AUSTRIA

H+T Motor Racing GmbH
Bert - Brecht - Strasse 43
D - 64291 Darmstadt - Deutschland
Tel +49 6150 84801/84802
Fax +49 6150 84803
info@hmtorracing.de
www.slotracingteam.de

GREECE

Creative Hobby
17 Vrillission str.
15236 Pendeli
Athens, Greece
Tel/Fax +30 210 6135518
nisko@creativehobby.gr
www.creativehobby.gr

JAPAN

Project Co. Ltd
14-10 Takatsuji cho Mizuho ku
467 - 0872 Nagoya
Tel +81 052 883 0222
Fax +81 052 883 0777
sw32@museo500.com
www.museo500.com

Beaver Corporation
No. 8-5 Matsushima 4-chome
Edogawa-ku, Tokyo, 132-0031 Japan
Tel +81 3 3655 5300
Fax +81 3 3655 3115
beavercorp@dune.ocn.ne.jp

MALTA

Simon Models
Gizimina 22 - Tower Promenade
Santa Lucija SLC1017
Tel +356 21664568
Mob +356 79300991
neronikslot@hotmail.com
www.simonmodels.com

MEXICO

Modelismo Team S.A. de C.V.
Av. Insurgentes Sur 1352, L-148
COL. del Valle, Mexico D.F. 03100
Tel/Fax +52 5534 0177
modelismoteam@prodigy.net.mx
www.modelismoteam.com.mx

NEW ZEALAND

Burmac Ltd
42 Pinotage Drive, Oakland Estate
4112 Napier
Tel +64 6 844 8870
Fax +64 6 844 8812
markburgess@burmac.co.nz

NORWAY

Trønderfrim Frimerker og Hobby
St.Olavs gt 11
7021 Trondheim Norway
Tel +47 73 52 08 40
post@tronderfrim.no
www.tronderfrim.no

SPAIN - PORTUGAL

IBB Auto Racing S.L.
C/ La Masia, 26 - Pla de les Gavarres
08711 ODENA - Igualada (Barcelona)
Tel +34 938 030 880
Fax +34 938.055.057
info@ibbautoracing.com
www.ibbautoracing.com

SWEDEN / DENMARK

Swedish Slot Shop
Gotlandsvägen 1
186 35 Vallentuna - Sweden
Tel +46 739645964
info@slotshop.se
www.slotshop.se

SWITZERLAND

Arwico AG
Brühlstasse 10 - CH-4107
Ettingen
Tel +41 617221222
Fax +41 617221242
www.arwico.ch

SOUTH AFRICA

Redipak Wholesalers
Unit 5, 159 Greenvale Road
Wilbart - Germiston, 1609 Gauteng
Rep. of South Africa
Tel +27 11 455 5990
Fax +27 86 662 8613
info@redipak.co.za
www.redipak.co.za

UK - IRELAND

ABGee of Ripley Ltd
Asher House, Asher Lane Business
Park, Asher Lane, Pentrich Ripley,
Derbyshire DE5 3SW
Tel +44 1773 570444
Fax +44 1773 570888
sales@abgee.co.uk
www.abgee.co.uk

USA

Hornby America Inc.
3900-C2 Industry Dr. East
Fife, WA. 98424
Tel +1 877 358 6405
Fax +1 253 922 7203
www.scalextric-usa.com



www.slot.it

Galileo Engineering Via Cavallotti 16 - I-42122 Reggio Emilia, Italy.

Release January 2013

Design by www.amazingslot.com