


Scaleauto[®]

Model Car Competition Parts

For 1/32 and 1/24 SLOT CARS!



wheels



hubs



pinions



motors




tires



gears



tools



magnets

2003

MOTORS



Ref. #SC-0002 SCALEAUTO SC-02

Motor with 10, 12 and 14 th. pinion.
Motor size to fit Carrera® Exclusiv 1/24,
PLAFIT® 1/24 chassis.

Technical Data 18 V.
18.000 r.p.m.
0.7 Amp.
Size: 31 x 24 x 18 mm.



Ref. #SC-0003 SCALEAUTO SC-03

Motor with 9, 10 and 12 th. pinion.
Motor size to fit Fly®, Ninco®, MRRC®,
Scalextric®, Proslot®.

Technical Data 12 V.
26.000 r.p.m.
0.22 Amp.
100 gr./cm.
Size: 25 x 20 x 15 mm.



Ref. #SC-0004 SCALEAUTO SC-04

Motor without pinions. Sealed endbell.
Motor size to fit Ninco® Motorsport, Fly®
Trucks, Fly® Racing EVO2, SLOT.IT® Boxer

Technical Data 12 V.
29.000 r.p.m.
0.54 Amp.
360 gr./cm.
Size: 32.1 x 20.2 x 15.3 mm.



Ref. #SC-0005 SCALEAUTO SC-05

Motor without pinions. Sealed endbell. Motor size to fit
inline chassis Fly®, Ninco®, MRRC®, Proslot® (with original
motor mountings), PLAFIT® 1/32 & 1/24 chassis.

Technical Data 12 V.
30.000 r.p.m.
0.42 Amp.
280 gr./cm.
Size: 25.2 x 20.2 x 15.5 mm.



Ref. #SC-0006 SCALEAUTO SC-06

Motor without pinions.
Endbell drive.
Motor size to fit Fly®, MRRC®, Scalextric®.

Technical Data 12 V.
28.000 r.p.m.
0.31 Amp.
150 gr./cm.
Size: 25 x 20 x 15 mm.



Ref. #SC-0007 SCALEAUTO SC-07

Motor without pinions. Double shaft.
Motor size to fit Fly®, Scalextric®, Ninco®, MRRC®,
Proslot®, Slot.it® V12, PLAFIT® 1/32 & 1/24 chassis.

Technical Data 12 V.
35.000 r.p.m.
0.44 Amp.
190 gr./cm.
Size: 25 x 20 x 15 mm.




Model Cars Competition parts
for 1/32 and 1/24 SLOT CARS!

TIRES



SC-4703

SC-4701




SC-4806

SC-4802

Tires replacements.

Ref.	Description	Qty. Each
SC-4701	Natural rubber modern style Ext. Ø: 26.5 mm. - Width: 13 mm. - Int. Ø: 20 mm.	4
SC-4702	Natural rubber modern style Ext. Ø: 30.5 mm. - Width: 16 mm. - Int. Ø: 22 mm.	4
SC-4703	Natural rubber classic style Ext. Ø: 25 mm. - Width: 9.5 mm. - Int. Ø: 16 mm.	4
SC-4704	Natural rubber classic style Ext. Ø: 28 mm. - Width: 11.5 mm. - Int. Ø: 16 mm.	4
SC-4710	SH25 racing rubber Ext. Ø: 30 mm. - Width: 20 mm. - Int. Ø: 16 mm.	2 
SC-4711	SH25 racing rubber Ext. Ø: 30 mm - Width: 20 mm. - Int. Ø: 20 mm.	2 
SC-4712	SH25 racing rubber Ext. Ø: 20 mm. - Width: 20 mm. - Int. Ø: 14 mm.	2 
SC-4713	SH25 racing rubber Ext. Ø: 20 mm. - Width: 20 mm. - Int. Ø: 10 mm.	2 
SC-4802	PROCOMP sponge Ext. Ø: 30 mm. - Width: 20 mm. - Int. Ø: 20 mm.	4
SC-4804	PROCOMP sponge Ext. Ø: 30 mm. - Width: 20 mm. - Int. Ø: 16 mm.	4
SC-4806	PROCOMP sponge Ext. Ø: 25 mm. - Width: 20 mm. - Int. Ø: 14 mm.	4
SC-4810	PROCOMP sponge Ext. Ø: 25 mm. - Width: 22 mm. - Int. Ø: 10 mm.	4
SC-4812	PROCOMP sponge Ext. Ø: 20 mm. - Width: 20 mm. - Int. Ø: 9 mm.	4
SC-4850	PROCOMP-2 sponge Ext. Ø: 30 mm. - Width: 20 mm. - Int. Ø: 20 mm.	4 
SC-4851	PROCOMP-2 sponge Ext. Ø: 20 mm. - Width: 20 mm. - Int. Ø: 9 mm.	4 

TOOLS



Tools and others.

Ref.	Description	Qty. Each
SC-5001	Allen wrench "L-Shape" for M3 screws	1
SC-5002	Allen wrench "L-Shape" for 4.40 screws	1
SC-5003	4.40 set screws	10
SC-5004	M3 set screws	10
SC-5010	PRO allen wrench aluminium for M3 screws	1
SC-5011	PRO allen wrench aluminium for M2 screws	1
SC-5012	PRO allen wrench aluminium for 4/40 screws	1
SC-5013	PRO screwdriver wrench aluminium for phillips screws	1
SC-5014	PRO screwdriver wrench aluminium for flat screws	1
SC-5020	PRO spare bit for M3 allen wrench	1
SC-5021	PRO spare bit for M2 allen wrench	1
SC-5022	PRO spare bit for 4/40 allen wrench	1
SC-5023	PRO spare bit for phillips screwdriver wrench	1
SC-5024	PRO spare bit for flat screwdriver wrench	1



SC-5010

SC-5011

SC-5012

Model Cars Competition parts
for 1/32 and 1/24 SLOT CARS!

WHEELS



SC-2001



SC-2002



SC-2624



SC-3021

Complete sponge wheels.

Ref.	Description	Qty. Each
SC-2001	PROCOMP Ninco® axle wheel: Ext. Ø: 20.5 mm. - Width: 11 mm. - HUB Ø: 15 mm. - Screw: M3	2
SC-2002	PROCOMP Ninco® axle wheel: Ext. Ø: 20.5 mm. - Width: 11 mm. - HUB Ø: 11 mm. - Screw M3	2
SC-2003	PROCOMP SCX® axle wheel: Ext. Ø: 20.5 mm. - Width: 13 mm. - HUB Ø: 11 mm. - Screw 4/40	2
SC-2101	PROCOMP 3 mm axle wheel: Ext. Ø: 22.5 mm. - Width: 13 mm. - HUB Ø: 12 mm. - Screw M3	2
SC-2103	PROCOMP 3 mm axle wheel: Ext. Ø: 22.5 mm. - Width: 16 mm. - HUB Ø: 12 mm. - Screw M3	2
SC-2110	PROCOMP 3 mm axle wheel: Ext. Ø: 25.5 mm. - Width: 13 mm. - HUB Ø: 17 mm. - Screw M3	2
SC-2112	PROCOMP 3 mm axle wheel: Ext. Ø: 25.5 mm. - Width: 18 mm. - HUB Ø: 17 mm. - Screw M3	2
SC-2121	PROCOMP 3 mm axle wheel: Ext. Ø: 27.5 mm. - Width: 13 mm. - HUB Ø: 21 mm. - Screw M3	2
SC-2123	PROCOMP 3 mm axle wheel: Ext. Ø: 27.5 mm. - Width: 18 mm. - HUB Ø: 21 mm. - Screw M3	2
SC-2201	PROCOMP 3/32" axle wheel: Ext. Ø: 20.5 mm. - Width: 13 mm. - HUB Ø: 11 mm. - Screw 4/40	2
SC-2211	PROCOMP 3/32" axle wheel: Ext. Ø: 20.5 mm. - Width: 16 mm. - HUB Ø: 11 mm. - Screw 4/40	2
SC-2221	PROCOMP 3/32" axle wheel: Ext. Ø: 20.5 mm. - Width: 18 mm. - HUB Ø: 12 mm. - Screw 4/40	2
SC-2231	PROCOMP 3/32" axle wheel: Ext. Ø: 20.5 mm. - Width: 20 mm. - HUB Ø: 11 mm. - Screw 4/40	2
SC-2240	PROCOMP 3/32" axle wheel: Ext. Ø: 20.5 mm. - Width: 11 mm. - HUB Ø: 15 mm. - Screw M3	2
SC-2301	PROCOMP 1/8" axle wheel: Ext. Ø: 22.5 mm. - Width: 13 mm. - HUB Ø: 11 mm. - Screw 4/40	2
SC-2311	PROCOMP 1/8" axle wheel: Ext. Ø: 22.5 mm. - Width: 16 mm. - HUB Ø: 11 mm. - Screw 4/40	2
SC-2322	PROCOMP 1/8" axle wheel: Ext. Ø: 22.5 mm. - Width: 20 mm. - HUB Ø: 11 mm. - Screw 4/40	2
SC-2624	PROCOMP-2 3 mm axle wheel: Ext. Ø: 27.5 mm. - Width: 16 mm. - HUB Ø: 21 mm. - Screw M3	2
SC-2625	PROCOMP-2 3 mm axle wheel: Ext. Ø: 29.5 mm. - Width: 16 mm. - HUB Ø: 23 mm. - Screw M3	2

Complete rubber wheels.

Ref.	Description	Qty. Each
SC-3020	Natural rubber 3 mm axle wheel: Ext. Ø: 26.5 mm. - Width: 13 mm. - HUB Ø: 21 mm. - Screw M3	2
SC-3021	Natural rubber 3 mm axle wheel: Ext. Ø: 30.5 mm. - Width: 16 mm. - HUB Ø: 23 mm. - Screw M3	2

HUBS



SC-4000

Competition hubs.

Ref.	Description	Qty. Each
SC-4000	"Corse" design lighted 3 mm axle hub: Exterior diameter: 21.5 mm. - Width: 10 mm. - Screw M3	2
SC-4001	"Corse" design lighted 3 mm axle hub: Exterior diameter: 21.5 mm. - Width: 16 mm. - Screw M3	2

PINIONS

SC-1005



SC-1008/1020



Pinions M50 for 2 mm motor shaft.

Ref.	Description	Qty. Each
SC-1005	Nylon pinion Set (8, 9, 10, 12, 14 tooth)	1
SC-1007	Brass pinion 7 tooth	1
SC-1008	Brass pinion 8 tooth	1
SC-1009	Brass pinion 9 tooth	1
SC-1010	Brass pinion 10 tooth	1
SC-1011	Brass pinion 11 tooth	1
SC-1012	Brass pinion 12 tooth	1
SC-1013	Brass pinion 13 tooth	1
SC-1014	Brass pinion 14 tooth	1
SC-1015	Brass pinion 15 tooth	1
SC-1020	Brass pinion 20 tooth	1

GEARS

SC-1046



SC-1048



Nylon spur gear M50 for 3 mm axle.

Ref.	Description	Qty. Each
SC-1040	Nylon spur gear 40 tooth	1
SC-1041	Nylon spur gear 41 tooth	1
SC-1042	Nylon spur gear 42 tooth	1
SC-1043	Nylon spur gear 43 tooth	1
SC-1044	Nylon spur gear 44 tooth	1
SC-1045	Nylon spur gear 45 tooth	1
SC-1046	Nylon spur gear 46 tooth	1
SC-1047	Nylon spur gear 47 tooth	1
SC-1048	Nylon spur gear 48 tooth	1
SC-1049	Nylon spur gear 49 tooth	1
SC-1050	Nylon spur gear 50 tooth	1

MAGNETS

New racing magnets!



Neodymium hi-strength magnets.

Ref.	Description	Qty. Each
SC-1500	Scalextric® cylinder (2800 gauss) Size: 8 mm. diameter x 3 mm.	1 
SC-1501	Scalextric® rectangular (2200 gauss) Size: 25 mm. x 7.7 mm. x 2.5 mm.	1 
SC-1502	Fly® cylinder (3500 gauss) Size: 8 mm. diameter x 5 mm.	1 
SC-1503	Fly® rectangular (2500 gauss) Size: 17.8 mm. x 12 mm. x 4 mm.	1 
SC-1504	Proslot® rectangular (1500 gauss) Size: 25 mm. x 7 mm. x 1.5 mm.	1 
SC-1505	Special tuning "chips" (600 gauss) Size: 8 mm. diameter x 0.5 mm.	4 



SC-1505 x 4



SC-1500 x 1



SC-1502 x 1



SC-1501 x 1



SC-1504 x 1



SC-1503 x 1

Scaleauto[®]

Model Car Competition Parts

SCALEAUTO. January 2003 - Catalogue # 2

© Model Road Racing Cars Ltd.



MRRC International Hobbies Limited
P. O. Box 790 St. Helier JE4 0SW
JERSEY (Great Britain)
Fax Int. + 44 (0) 1534864988
www.mrrc.com info@mrrc.com